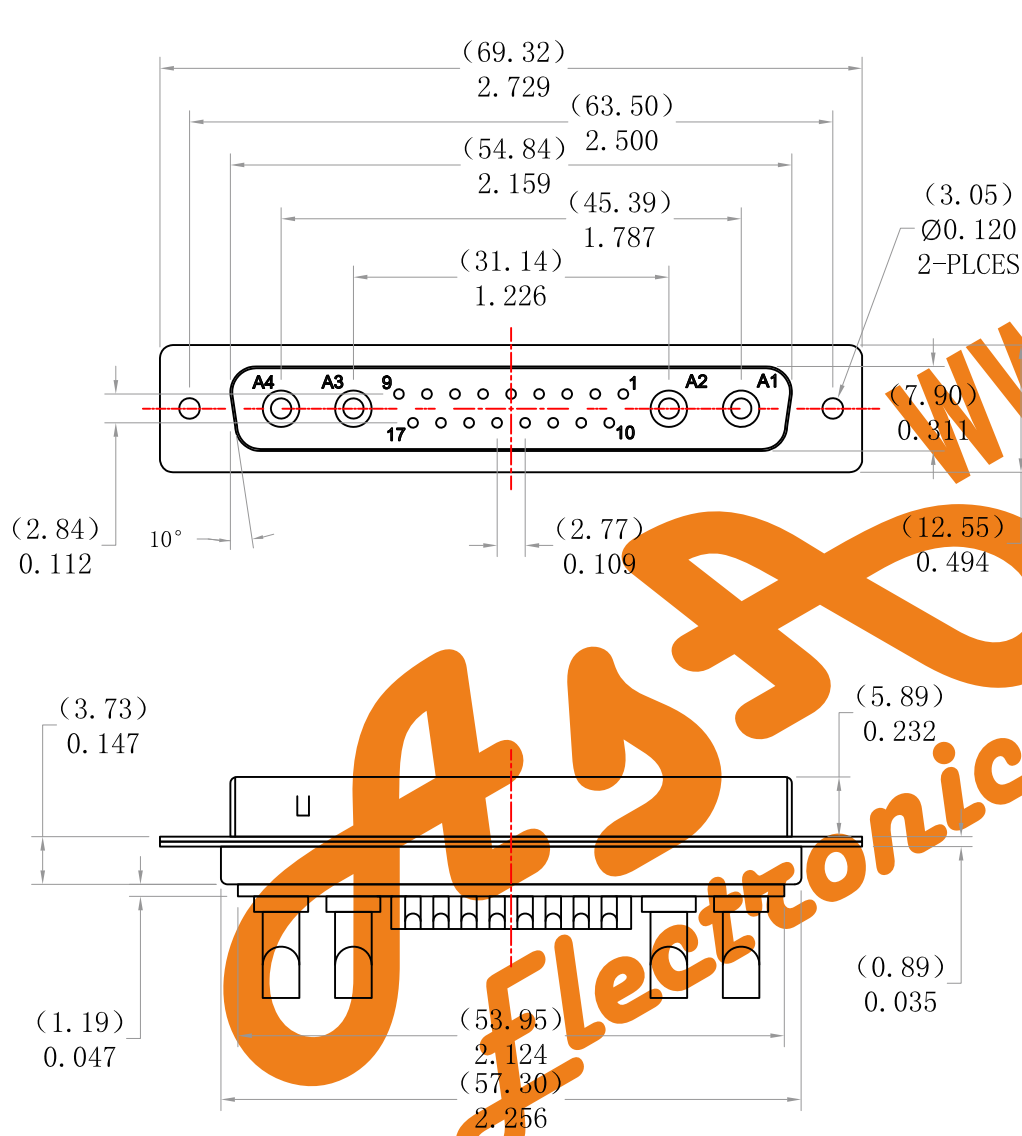
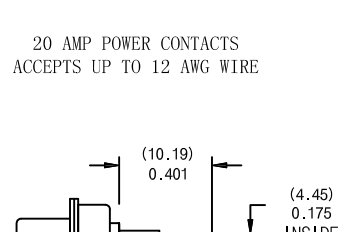
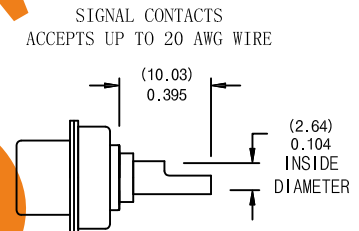
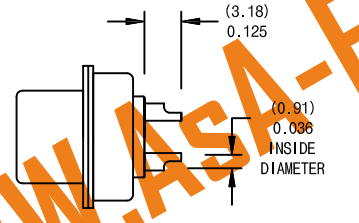


# POWER D-SUB 21W4 SOLDER CUP-FEMALE

**ROHS COMPLIANT**



NOTE:  
SIGNAL AND POWER CONTACTS  
COME PRE-LOADED INTO INSULATORS



## SPECIFICATIONS:

**ELECTRICAL:**  
 INSULATOR RESISTANCE: 5,000 MegOHMS Min.  
 DIELECTRIC WITHSTANDING: 1,000 VAC r. m. s.  
 OPERATING TEMPERATURE: -55°C ~ +125°C  
 CONTACT RESISTANCE: 30 MILLIOHMS Max.  
 POWER PINS: SEE PART No. BELOW  
 SIGNAL PINS: 3AMPS

**MECHANICAL:**  
 CONTACT INSERTION FORCE: 4.5kg Max  
 CONTACT SEPARATOR FORCE: 0.3kg Min

**MATERIALS:**  
 CONTACTS: BRASS  
 INSULATOR: PBT UL94V-0 RATED,  
 230°C PROCESS TEMP.

**SHELL:** STEEL  
**FINISH:** NICKEL

Ordering Code:

PDB21W4	-M	-G0	-B	-20	-00
①	②	③	④	⑤	⑥

- ① Series
- ② Contact Type:  
M:Male F:Female
- ③ Contact NO.:  
G0: Gold flash G1: 3u" Gold  
G2: 5u" Gold G3: 10u" Gold  
G4: 15u" Gold G5: 30u" Gold
- ④ Insulation Color Code:  
B:Black L:Blue  
W:White
- ⑤ Power AMP:  
10 = 10AMPS; 20 = 20AMPS;  
30 = 30AMPS; 40 = 40AMPS;
- ⑥ Series no

Unless Otherwise specified tolerance  
 X:±0.35  
 X.X:±0.25  
 X.XX:±0.20  
 X.XXX:±0.15



SCALE: 1:1 UNIT: IN (mm)

DRAWN: junfon H  
 CHECKED: YANG

TITLE:  
 POWER D-SUB 21W4 SOLDER CUP-FEMALE

DATE: 12/5/8

DRAWING NO: PDB21W4-FXXXXX00  
 PRODUCT NO: PDB21W4-FXXXXX00